

EcoBuzz

EcoBuzz Edition 51

Term 3 2013

Collingwood Area School Room 16 planting 'their stream' on a nearby farm.



IN THIS ISSUE:

- School action projects
- Energy in schools
- Green gold for Greenwood Kindergarten
- Lots to be involved in
- Class games

Kia ora tatou

Joseph Cornell in his books 'Sharing Nature' speaks of a flow of learning. His method has 4 stages – awaken enthusiasm, focus attention, experience directly and share inspiration.

Trish at Hira Kindergarten told a lovely story about 2 students watching a snail crawling across a path. One student asked "What do snails eat", and the other student said "I don't know – lets Google it". The first student replied "no, lets just watch the snail and we'll see what it eats".

Much like the Enviroschools Action Learning Cycle – direct experience engages emotions not just the brain. This creates opportunities for students to learn real things in a real setting.

We encourage to 'get out there' with your class, have some fun and let them feel as well as think.

Thanks Jo, Lindsay, Rob, Adie and Claire



Contents

News from the Councils	2-4
Regional Updates	5-6
Regional Enviroschools	7-9
Schools Taking Action	10-11
Provider Updates	12- 13
Snippets	14-15
Calendar	16
Teacher Activities	17-20

The Team

Tasman District Council



Rob Francis
Environmental Education Officer
Ph. 543 8484
rob.francis@tasman.govt.nz



Adie Leng
Environmental Education
Co-ordinator
Ph. 543 7222
adie.leng@tasman.govt.nz



Claire Webster
Environmental Educator
Ph. 525 0020 (ext 450)
claire.webster@tasman.govt.nz

Nelson City Council



Jo Martin
Environmental Education
Adviser
Ph. 545 8728
jo.martin@ncc.govt.nz



Lindsey Fish
Enviroschools Facilitator
0211460247
enviroschools@ncc.govt.nz



"My method of study was to drift from rock to rock and grove to grove. I'd sit for hours watching the birds or squirrels, or looking into the faces of flowers. When I discovered a new plant, I sit beside it for a minute or a day, to make its acquaintance and try to hear what it had to tell me"

– John Muir: My life with Nature.



Ecofest 2013 - 17 & 18 August 2013
Saturday 10.00am - 5.00pm and Sunday 10.00am - 4.00pm
at the Trafalgar Centre, Nelson
Only \$5 for adults & free for kids!

- ◆ Take a tour of Eco-homes on the weekend of 10 & 11 August. (Tickets available from all local Council offices from 17 July)
- ◆ Win awesome prizes
- ◆ Learn from a variety of food demonstrations
- ◆ Visit over 120 stands
- ◆ Get hands-on learning at HEAPS of demonstrations and workshops
- ◆ Vote for your favourite recycled garment at the Fashion Shows
- ◆ Kids - follow the Trail to lead you to your prize
- ◆ Learn how to make cheese, raise chooks, grow veggies
- ◆ and MUCH more.

School Environmental Action Projects – show them off!

Time to show off! This year there will be a school/ECE environmental action display at Ecofest, so if your school or centre has done an environmental project that you are proud of – make a display and show everyone ☺. Please contact Jo Martin to discuss your ideas jo.martin@ncc.govt.nz.

– <http://www.ecofestnelsontasman.co.nz/expo.html>



School Environment awards – win \$500!

This year there is a fantastic \$500 prize for your school in the Tasman Nelson Environment Awards – one for a Primary School and one for a Secondary School – thanks to the sponsors Nelson Marlborough Institute of Technology. But you have to be in to win!

The Environment Awards can be entered as a Special Criteria Award in the Cawthron Science and Technology Fair – **You just need to submit an entry form before noon on Monday 19th August 2013!!**

Judging criteria and entry forms are available at <http://www.tasman.govt.nz> search 'Environment Awards'. Cawthron Science and Technology Fair conditions of entry and rules apply <http://cawthronsciencefair.org.nz/Entries>.

For more information contact Rob Francis rob.francis@tdc.govt.nz



Youth Council planting

Have you seen the new Youth Park at Tahunanui Beach next to the Lions Playground? The equipment is in and the Nelson Youth Council, with the use of the \$500 Mayor's Taskforce for Jobs 'Youth Week' money, planted trees around the Youth Park on 5 June to wrap up their involvement in the project and mark World Environment Day. Fifty college students, Nelson Youth Councillors from 2011 who were involved in planning the park, and current Nelson Youth Council members planted around 700 trees altogether – a great effort.





Get Behind the Fence!

The Brook Waimarama Sanctuary is a community driven project working to recover a valley of native bush 2km from central Nelson. It provides a remarkable experience to visitors and in the future will enable nature to return to the lives of many, by spreading right throughout the Nelson region. The Sanctuary goal is to erect a pest-proof fence to allow the recovery and return of our once widespread native animals such as Gecko, Kaka,



Kiwi, Kakariki and others, and to bring back a truly raucous dawn chorus! By keeping the invading mammals such as possum, rats, cats, goats and stoats out, the Sanctuary will provide a safe place for our threatened wildlife to increase in numbers.

The birds are going to spread out into backyards, parks, schools and surrounding bush where they will once again be part of our lives. Each school will play a part as a safe place for these species to live.

The Sanctuary offers hands on education experiences focused on New Zealand's unique wildlife and how we can all play a part to actively help conserve our precious plants and animals.

Be a part of returning nature to the Nelson region by visiting the Sanctuary, sponsoring a fence post and 'Get Behind the Fence' Posts are from \$100.

To book an educational experience at the Sanctuary and to sponsor a post, visit www.brooksanctuary.org



CONSERVATION WEEK 2013

8-15 September



What's your whānau doing?

'Celebrate Conservation Week! What's your whānau doing?' is the theme for Conservation Week this year. New Zealanders and their whānau—whether that's families, friends, sports teams, office mates, flatmates, or any group that considers themselves whānau—will be encouraged to make a pledge for conservation.

You and your whānau will soon be able to choose a pledge from a list of fun activities. By registering your pledge, you'll also go in the draw to win some cool prizes. Check out the website at

<http://www.doc.govt.nz/getting-involved/events-and-awards/conservation-week/>

or contact Maria Deutsch, Community Outreach Coordinator at the Nelson Marlborough Conservancy Office at mdeutsch@doc.govt.nz or 03 546 3152.

Bringing the Abel Tasman to You



Have you heard about the Project Janszoon Trust? In partnership with DOC, Project Janszoon has already begun work to restore the biodiversity of flora and fauna to Abel Tasman National Park. This is an exciting, long-term project, and an important part of Janszoon's vision is to involve teachers and students in the work that is being done in new and engaging ways.

In response to feedback from schools and other environmental educators that there is a lack of locally-focused resources available, Project Janszoon is developing an instructional programme called "Travelling Trunks". The idea is to bring a collection of unique teaching and learning materials to schools. This will help students make connections between issues in the Park and their own community, as well as provide easy to implement hands-on learning that is connected to the New Zealand Curriculum. It will also give students an opportunity to learn more about the Park before they make a visit in person, making their Park visit more meaningful. Activities will support learning across levels, from primary through secondary.

How can you get involved? Help us fill the trunks with fabulous learning! Do you have a great lesson, or an idea for one, that you think all kids who visit the Park should experience? Or something you'd like everyone to know about the Park? Perhaps just an "I wish there was..." activity or material you dream of. We'd love to hear from you! Or maybe your school would like to help us pilot the programme before it is rolled out in 2014?

Contact Project Janszoon's Education Advisor, Wendy Reeve, at wendy@janszoon.org or 022 061 2819.

Want to know more about Project Janszoon, check out our web site at www.janszoon.org or follow us on Facebook.

Big Beach Clean

The Big Beach Clean, coordinated by DOC and supported by NCC, TDC and Nelmac, will be taking place this year on Saturday 9 November. If you would like to form a team to take part in this year's event please contact Janice Gravett from DOC at jgravett@doc.govt.nz. It's a great chance to give back a bit to our community by helping get our coastline sparkly and clean ready for the summer. We hope each year to see the amount of waste picked up go down as more and more people get involved in what is becoming a traditional Nelson/Tasman event.



Students – make your own movie and be in to win!

The Outlook for Someday competition is open and entries are accepted until September 13th. Check out previous film entries going back to 2007. Entry form and more information on

<http://www.theoutlookforsomeday.net>

Make a short sustainability focused film, on any camera you like, any genre up to 5 minutes long.



Birchwoods Environmental Action Project

Everyone helped recently with Birchwoods Environmental Action Project; revitalising the tired garden beds. Afterwards the pupils wrote:

On the 26th of June the Birchwood School Enviroteam planted garlic and broad beans. Half of the team made posters and the other half of the team planted in the vegetable

garden. Mr Neal, Miss Driver, Mr Laing and the Regional Enviroschool Facilitator Lindsey Fish helped us plant in the garden. After three days the tallest garlic was 17cm. WOW! On the 8th of July we checked the garden. The garlic had grown so high but lots of the pea straw was all over the play-ground. Birchwood school has an Enviroteam because we want a sustainable world.

By Chantel Vincent-Smith (Y5), Mae Jury (Y6), and Emily Rutherford (Y6)

Environmental Action at Birchwood School, Nelson's latest Enviroschool.



Greenwood Kindergarten goes Green-Gold!

Mayor Richard Kempthorne encouraged a celebratory 'wahoo' as he presented the Green Gold Enviroschools' Certificate to Greenwood Kindergarten. With children and Head Teacher, Sandie Burn, he revealed the GreenGold sign to proudly 'show off' that Greenwood is the first early childhood centre in the Top of the South to achieve this recognition

Speeches from Dr Bradley Hannigan, a Senior Advisor at Nelson Tasman Kindergarten Association; Damien O'Connor, Tasman-West Coast Member of Parliament, and Sandie Burn reinforced how much sustainability practices are embedded in the culture at Greenwood through teaching and learning. Sandie acknowledged Anthea Kershaw as being a key driver for the sustainability journey. All staff, children and their parents are on board with this journey and the future looks exciting with even more ideas.

Eileen Wilkins, Motueka Councillor, could see the progress having presented the Silver Enviroschools certificate two years earlier. Just about all of the parents attended in support and helped provide the wonderful shared kai reinforcing the collaboration required to provide a healthy and sustainable way forward for the children's present and future lives on this wonderful planet. Congratulations and well done☺



Nelson South Kindergarten Bronze reflection

Congratulations to Nelson South kindergarten who are now a Bronze enviroschool! The Kaiako used Tamanui-te-Ra as a theme for the reflection and said this about the process:

- I thought the afternoon session was going to be hard, like a test! But it was relaxed and affirming.
- We all had a chance to contribute
- It felt like a celebration
- It felt good to take time to reflect. It was good to have a reason to reflect.
- I enjoyed the sharing.
- This process connects in well with Nelson South current Planned Self Review
- Great kai !!



Environmental Action projects in Nelson

Many Nelson Enviroschools undertook a focused environmental action project in term 1 and 2 of this year and the results have been inspiring. Thank you to everyone who put time and effort into these projects – tino pai! The schools and their projects are listed below so if you want to know more about what they did and how they did it you can contact the school. Some projects are featured in more detail on pages 6 to 10.

- Nelson South Kindy, Auckland Point Kindy, Nayland Kindy, Tahunanui School, Nelson Intermediate School, Nayland Primary School – rainwater harvesting systems
- Victory School, Hampden St School, Nelson Intermediate School, Birchwood School, Garin College – school gardening projects
- Hira Kindy, Nelson College – habitat restoration projects
- Nelson College for Girls – op shop/recycled clothing project
- Victory School – Parakore project
- Nayland Primary School – Poorman Stream Bridge project

Nelson College for Girls envirogroup thrift shop



Next Enviroschools Kit and Coffee Session

Thursday 22nd August.

Focus: Energy.

Do you want to:

- Participate in fun activities linked to the environment?
- Get active experience of the range of Enviroschool resources available in the kit?
- Broaden your toolbox of ideas to take to the classroom?
- See where the Enviroschool kit fits into the curriculum?

Then come to a termly 'kit and free coffee session.' From 3.30–4.30 pm Venue: Bored room at Zumo Coffee House, Rutherford St. These sessions are free and open to all teachers in Nelson Enviroschools. They will offer an opportunity to network with fellow teachers and to participate in activities from the Enviroschool kit whilst having a relaxing coffee. Please contact Lindsey Fish to register. lindseyfish@xtra.co.nz / 0211460247




Congratulations - Henley Kindergarten is a Bronze Enviroschool

The self review question at Henley Kindergarten is focused on sustainability. You can tell it has been their journey for many years by all of the wall displays, play materials and opportunities that children have to explore the wonderful natural environment there. Well done everyone and thanks to Helen Durbridge for helping out with the reflection.

Nelson College for Girls stream study

Nelson College for Girls Year 11 Geography students recently braved the Maitai River to undertake their class assessment of water quality and surrounding land use at three sites along the Maitai River. The field trip was led by Head of Geography Jennifer Thomas and facilitated by Mel McColgan (Waimāori Streamcare Programme) and Paul Fisher (Nelson City Council). Now in the third year that the class have undertaken this study, the investigations this year focused on assessing and rating bathing water sites.





Action at Nelson Intermediate School

It's been an active Term 2 on all Environmental fronts at NIS this term...

The Envirogroup have undertaken two action projects, making the most of expertise from local community volunteers including the Menzshed and Whakatu Marae and working with their KEGS facilitator. They have investigated suitable positioning and soil type in order to plan their "Nourish" project to plant fruit trees around the school. They used the Enviroschools Action Learning Cycle to investigate their options to design a well planned project.

A second action project, to capture rainwater, is a smaller part of their longer term project to turn an unused area of the school into a bountiful outside learning area. The team have been consulting plumbers, horticultural specialists and designers as well as learning how present their requests for senior management approval.

Another part of the Envirogroup has been working with art teacher, Stacey Gundry, on a large scale representation of their vision map. All is expertly inspired and orchestrated by Enviroschool Lead-teacher Lisa Hunter. Lisa reminds the pupils, "Don't make a change because you think that you are 'only' one, and that won't make a difference...instead, 'know' that you are another one."

As well as actions the school has ensured the students deepen their Environmental understanding and awareness by integrating it into a whole school Inquiry called "Crimes Against the Environment." The Envirogroup conducted a waste audit with the WES and Enviroschools facilitators, entering results onto the Enviroschools national data base to track change and planning new composting systems. Pupils have made powerful video clips they hope to share with others to spread their message. Learning has also been supported by the 'Energy in Schools Programme' run by the Nelson Environment Centre, and one group of classes completed presentations on their inquiry into plastic, water and oil issues. What was really neat was speaking to the students who unanimously said they had enjoyed the inquiry and would be changing their own behaviours which in a school of 400 pupils will add up to a lot of change!

The empowered students will continue on an Environmental theme of Energy next term.

Lindsey Fish- Nelson Enviroschools Facilitator

Tahunanui School Action

"Project Water Saver"

An excerpt from the end of project report. Completed by The Green Ninjas

We started by identifying the current situation...water is precious and the kids in the garden group have to walk along way to water the garden. We also had a drought which means there was less water for us and the garden. We needed to have a ready supply of water in case of another drought.

Next we explored alternatives...we went through Enviroschool Scrapbooks to see what other schools had done. We also had a walk around the school to see roofs we could collect water from. A group researched on the internet. It was agreed that we needed to install a water tank. One of our teachers also collected water and we looked at his photos. A small group researched how Maori used and collected water in the past. Our group took turns writing a piece in the school newsletter letting everyone know what we are up to and asking for a helping hand.

Taking Action...On the 31st May we went to the Strattons to look at their water system. We also visited Tahunanui Kindergarten to look at their water system. After this we decided to add a first flush system to avoid rotting leaves in our tank. Then we had to decide on having a 400L tank with no tap hole or a 200L which would be easier to drill. It was a challenge but we created lots of plans, these changed as we went along and by the end of June we were ready to start building.

Last of all we reflected on the change we had made. We can now collect 1000L of rain for our garden and have had the first water from our tap.

We learnt a lot on our journey about saving and collecting water and also what it would be like to live without it. Teacher Heidi Newland said," we were all learning together."

Written by Hannah, Chavawn, Heloise and Miss Newland





Nelson College plantings

Nelson College students are making a real impact on our urban landscape this winter – by planting native trees in our parks and reserves. Approximately 150 boys planted around 2000 plants at Tahunanui Beach Reserve, Pipers Park and Orphanage Stream during June this year. In the case of the Orphanage Stream planting, the Head of Geography Ken Ross and a group of keen boys have grown plants every year and planted them along the banks of Orphanage Stream to provide a native habitat corridor. By the time the boys are in their 40s these plantings will be forests for all to enjoy.



Auckland Point Kindergarten Kids in Hi-Vis Vests.

These photos show us out and about with children in hi-viz jackets from the Council. They find it fun to wear them, and we like being able to spot them so easily – especially if someone does a runner! Roger Wilde



Nayland Primary School Poorman Stream Bridge Passports

Nayland Primary School students are making the most of the new bridge next to their school over Poorman Stream. 200 students crossed the bridge 10 times in a week to fill up their bridge passports. Ka pai to the Nayland Primary Envirogroup who were at the bridge before and after school doing the stamping!

Schools Taking Action



It's Your Environment Too – Motueka High School

At the February Youth Hui, Anika and Harry, two Motueka High School members of Motueka Environmental Conservation Association (MECA) set themselves the challenge to bring more students in their school into the conversations of having fun with environmental sustainability awareness and actions.

Seeds sown from Anika and Harry motivated and inspired MECA to plan to have fun with this challenge, with some help from Teacher Jane Sorensen. The Form Time quiz tested the students' and the teachers' general knowledge about the school environment and the global environment. Questions asked such things as "What are 3 different types of renewable energy?" and "Where are the school's compost bins located?" There were also some broader questions that asked what they would like to see happen around the school and how we could all achieve that. MECA also put on an assembly to showcase its leaders and to tell the school of their goals for the year. To top it all off, Harry organized a few drama games, which had an 'environmental' theme, played out by the schools' Theatre Group and definitely added some humour to the assembly.

Resulting conversations have given a lift to the aims of MECA desire to have more students love their environment and this can only grow.

Enner Glynn School walking bus programme



Enner Glynn School have a very successful walking bus programme, operating 2 routes with around 14 children on one route and 19 on the other. Keen parents coordinate the roster, and Deputy Principal Pip Edwards ensures there are bus tickets, badges, rewards and even medals (pictured) for children who catch the walking school bus regularly and achieve some major milestones. If you would like more information about setting up a walking school bus at your school please contact Jo Martin for Nelson schools jo.martin@ncc.govt.nz and Krista Hobday for Tasman Schools krista.hobday@tasman.govt.nz

Colloingwood Area School

As part of the Tamariki Wai project in Golden Bay Collingwood Area School students from Room 16 recently visited their local adopted stream on a dairy farm and helped plant a few hundred native seedlings. The farm has a large number of streams crossing it and the farmers are working hard to keep stock out and improve water quality. It's a fantastic opportunity for the students to be involved in making a real difference to their world.

Cover photo is students and teacher Jonny Hanlon planting with the help of Golden Bay Streamcare.



Keeping kids Interested in the winter garden

Winter is a slower time for growth, so kids may be less motivated to get out in the garden. But it is a great time to plan for our spring and summer garden activities. Here are some ideas for keeping the juices flowing when you can't get out into the garden over these winter months.

Planning and Preparation

First, make a list of the fruit and vegetables you would like to grow once the warmer growing seasons arrive. Using this list, get the children to draw the garden and divide it up into smaller spaces or beds. Have a plan for each growing season (spring, summer and autumn). Get the children to illustrate where each crop will be planted and keep these diagrams in a safe place ready for the seasons to arrive. Older children may like to make a "to do" list. Divide it into: what can be done inside, e.g. make origami seed raising pots from newspaper, make seed tapes, and clean garden tools and garden stakes; and what can be done outdoors, e.g. weeding and digging in compost.

This preparation will help you develop a shopping list, so you can purchase your seed and supplies little by little over the winter months. Hopefully, this will prevent you blowing the budget when you want to get back into the garden in the spring. Having the planning done ahead of time will also save you time when spring arrives.

Homemade Seed Tapes

Making seed tapes means that you can sow your seeds quickly and accurately. It also minimises the amount of thinning out that will need to be done later in the season.

You will need: ΔFlour ΔWater ΔTwo-ply toilet paper ΔBallpoint pen for labelling tapes
ΔSeeds of your choice ΔAn area to put your tapes to dry ΔA spoon ΔA cup

Step 1: Mix one to one flour and water. This needs to be a thick but not sticky paste.

Step 2: Separate the plies of toilet paper and fold each separately in half and open out again.

Step 3: According to the spacing required by your seeds, dot small blobs of paste down the centre of one side of the toilet paper.

Step 4: Place a seed or seeds on each blob.

Step 5: Fold over along the crease you have already made and pat the paper down on top of the paste and seed blob. You now have a seed tape.

Step 6: Using your ball point pen (felt tips and ink pens seep and blotch), label each tape.

Step 7: Allow to dry then store in a clean and dry space till it's time to plant.

The Kids Edible Gardens Programme is designed to get kids interested in growing food, composting, and cooking the produce they harvest. Teachers and garden facilitators are provided with seasonal growing guides that ensure the children are successful in the gardening. The teachers' resources enable the children to learn gardening as part of their school curriculum. When children are involved in growing their own food, they are more likely to take an interest in eating more healthily, and they get the benefits of the physical activity as well. Nelson in 2009, run by Nelson Environment Centre and funded by WWF and Nelson City Council.



by Fay Vaughan, KEGS facilitator, Nelson Environment Centre

To find out more, contact Nelson Environment Centre: sarahlangi@nec.org.nz



The ARTBOX art exchange is now open to schools

Nelson Environment Centre's ARTBOX, an art exchange cooperative, is now open to schools, in addition to early childhood centres. The aim is to supply teachers with resources for arts and crafts that would otherwise be thrown into landfill. Other interested groups/individuals are also welcome to join. The benefits of using the ARTBOX are already apparent; Nelson Tasman Kindergarten Association has commented that the exchange has saved centres using the exchange considerable amounts, meaning money can be spent on other things.

The ARTBOX is a not-for-profit initiative; an annual membership fee of \$15 is charged per centre to cover running costs only.

The exchange operates on the third Wednesday of each month from 3.30pm to 4.30pm.

The remaining dates for 2013 are:

21 Aug	18 Sept
16 Oct, and	20 Nov.

We invite you to be part of this successful initiative by bringing any spare materials you would otherwise throw away to exchange. If you have nothing to exchange, you are still welcome. The type of resources we accept are safe (no sharp edges), non toxic, and clean. Ideally they will be colourful, and/or interesting either in shape or texture.

To join, ring Sarah Langi 545 9176 ext 1 or email sarahlangi@nec.org.nz; or just come along on the next ARTBOX exchange day.

The ARTBOX art exchange is next open
3.30–4.30pm 21 August.

Enhance your art programme with
fabulous, free resources.

Come and find lots of:

Fabric; paint; card; bubble wrap; paper,
cardboard tubes.

Special items currently: game boy
consoles; textured puzzle pieces; mini
ring binders; bobbins.

Energy In Schools Programme: Nelson Environment Centre and Enviroschools

The Oil Game: a creative workshop for exploring solutions to the challenges of climate change, fossil fuels and more...

The Energy In Schools programme has worked with several Nelson schools to reduce their energy consumption, improve energy efficiency, and learn about energy.

To launch the programme, we have found that playing the Oil Game* has enabled children to quickly grasp the concepts of climate change, peak oil, fossil fuels vs renewable energy, and sustainable lifestyles. The workshop is fast-paced and exciting for students and adults alike and ends on a very positive note, with children enthusiastic and engaged in designing the future they want, and thinking of what they can change today in order to arrive at their ideal, sustainable future.

We have used the oil game mainly as a starting point for children to investigate renewable energy, but it has also proved helpful in understanding why plastic is a problem, leading to exploring how plastic is made, and the problems of plastic in the ocean.

We would, therefore, like to invite teachers to a workshop at Nelson Environment Centre so they can learn to play the Oil game with their students. The workshop is suitable for teachers of yr 5–13 students.


The workshop will be held at Nelson Environment Centre at 3.30–5pm on 28 August.

To register, contact Sarah Langi sarahlangi@nec.org.nz; Ph: 545 9176 ext 1

*The Oil Game was developed in UK by Community Solutions East. To see a brief clip of the Game, visit their website: www.cs-east.com. We have gained permission to use the workbook and deliver the workshop with local schools.

Plastic waste at sea – what’s the problem and why? How can we make a positive difference?

<http://topdocumentaryfilms.com/flotsam-found/> Find out how your class can make a real difference - at <http://stowitdontthrowitproject.org/index.html>



Mm2

The Marine Meter Squared project is a fun, interactive, citizen science initiative to encourage communities to engage with their local marine environment. The aim is the ongoing collection of valid data by schools, families and community groups to monitor changes to the environment over time. Groups can enter the data they collect onto the website, post photos or comments to a blog to help with organism identification or other problems, and download resources to support their project. For more information visit the website at www.mm2.net.nz



The Kids

UpCycle!

Competition closes 16 Aug.

Have your students finished designing and building their invention? All entries (with an entry form) are to be taken to Ecofest at the Trafalgar Centre Nelson on Friday 16 August. All entries displayed as part of Ecofest and winners announced during Ecofest.

Prizes galore and lots of chances to win!

See entry forms for more details.

Or contact Adie – 5437222 adie.leng@tasman.govt.nz


Claire – 5250020 claire.webster@tasman.govt.nz

or Sarah -5459176 sarahlangi@nec.org.nz



NZAEE (NZ Association of Environmental Educators) conference, Christchurch – 15–17 January 2014

<http://www.nzaeeconference.co.nz/>



Kereru discovery

It's a fun interactive game of creating a kereru friendly garden – lots of options of trees to plant and the ability to set predator traps, etc and you get the reward of the breeding pair of kereru. Great for both families and as an education activity.

<http://www.kererudiscovery.org.nz/resources/urban-jungle-game>



Some great resources on butterflies ☺

<http://pinterest.com/mbnzt/teachers-pets/>

Calendar

Aug 14	TOTSEE meeting term 3 — Tasman District Council – contact	jo.martin@ncc.govt.nz
Aug 16	Upcycle competition – get your entries to Ecofest – at the Nelson Trafalgar Centre	
August 17-18	Ecofest — including the Recycle fashion Show and judging of the Upcycle competition	www.ecofestnelsontasman.co.nz
Aug 19	Entries due for Tasman Nelson School Environment Awards (in association with The Cawthron Nelson Science and Technology Fair)	Entry forms http://www.tasman.govt.nz - 'Environment Awards'
Sept 8-15	Conservation Week – 'What's your Whānau doing?'	www.doc.govt.nz and Maria Deutsch mdeutsch@doc.govt.nz , 03 546 3152.
Sept 12	Enviroschools teacher bus tour to Marlborough	Contact your regional coordinator
Sept 13	The Outlook for Someday sustainability film challenge entries due	www.theoutlookforsomeday.net
Sept 23-28	Cawthron Nelson Science and Technology Fair	www.cawthronsciencefair.org.nz
Oct 18-20	Cawthron Nelson Science Festival	– contact Sterling@mrs-science.co.nz
Nov 9	Big Beach Clean	contact jgravett@doc.govt.nz
Jan 15 - 17	NZAEE (NZ Association of Environmental Educators) conference, Christchurch	http://www.nzaeeconference.co.nz/

LEADERSHIP IDEAS FOR STUDENTS

One of the guiding principles of Enviroschools is empowered students.

Empowered students means enabling them to participate in a genuine way from their own unique and creative perspective. Including young people in decision making and action, empowers them to be active environmental citizens for life and enriches the development of the whole school environment.

Here are some great leadership games we have used that you might like to try.

Connections. Group dynamics

Use small cones or markers to set in place a quadrant. Tie up in a knot half the number of skipping ropes as participants. Ask each participant to take a handle.

Their job is to find the person who has the other end of the skipping rope and to meet up with them, find out two things about them that most people wouldn't know and introduce them to the group at the end of the game.

Game debrief

Save the stick. Group dynamics

Give each student a bamboo stick about 1 metre high. Ask them to form a circle. Each student holds the top of the bamboo with their hand while the base of the stick is on the ground in front of them. The students will be asked to move one place to start with left or right, but the bamboo stick must stay in place. On the count of three every student moves one place to the right (or left) to catch the stick before it falls. Continue on with this until there is a clear winner.

Game debrief

Ever diminishing icecaps - Team building and educational game.

Stay as long as you can on the ice as it melts.

Spend a little time talking about the issues facing the Antarctic.

Equipment—White paper squares.

Start with five more squares than the number of people taking part, spread them out in an area.

Instructions. Everyone has to be on an ice cap. And every four seconds they need to move.

Every five seconds for the first 30 seconds, the instructor takes one cube away. Pause. After 30 seconds – Every 10 seconds for the next 30 seconds remove one. Pause. Every 20 seconds remove one until there is only one or two left. See how many people you can get on the least number of polar caps.

Game debrief

Who wants to be a millionaire, 20 questions - Group dynamic and educational game.

Place 10 white squares on the ground facing each other and then one square at the top on its own. Prepare 20 questions on topics that you want the students to learn, plus five harder questions.

Instructions: Divide the students into two equal teams.

Ask them to appoint a spokesperson. Explain that they will need to work together and that they have 10 seconds to decide on an answer as a group to each question. If they know the answer, they can buzz straight away. Call out questions, as each team gets it right they move up a square. After 20 questions, ask the million \$ questions. The first team to reach a million \$ wins and can offer a challenge that the losing team has to complete.

Game debrief

And a bit of fun and a way to find out how much students know or have remembered A lot of

Get a roll of toilet paper (has to be the kind with perforated sheets) and pass it around the circle, telling everyone to take as many sheets as they want (don't tell them why!) Once everyone has done this, tell them that for each sheet they took, they have to tell an interesting fact they know about the environment. Go around the circle, one sheet at a time, or have each person use all their sheets at once. As someone shares something, they tear off the sheet and throw it in the middle of the circle.

Game debrief