

BOUNDARY OR EDGE OF LANDSCAPING STRIP

600

CENTRELINE OF CABLE

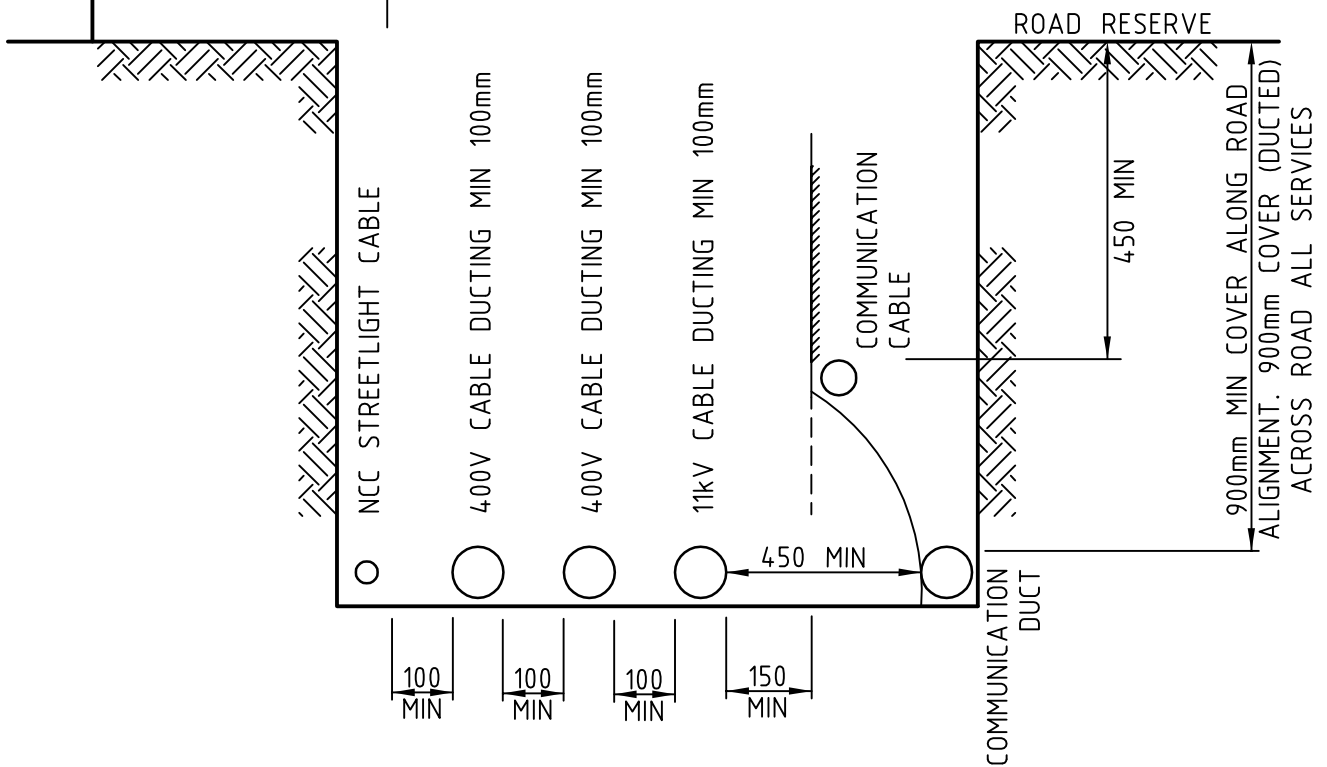
NOTE

ALL DIMENSIONS ARE MINIMUM ONLY (OR OTHERWISE APPROVED BY THE LINE OWNER)

WHEN TRENCH IS A SHARED TRENCH THE DIMENSIONS WILL HAVE TO BE DEEPENED AND/OR WIDENED TO ACCOMMODATE EACH TYPE OF SERVICE.


PLACE WARNING TAPE ABOVE ALL SERVICES

REFER TO LINE OWNERS STANDARDS FOR CABLE BEDDING & MECHANICAL PROTECTION REQUIREMENTS



**NELSON
CITY
COUNCIL**

**UTILITY RETICULATION ROAD RESERVE
(DEPTH, LOCATION & CLEARANCES)**

INFRASTRUCTURAL ASSETS
 APPROVED  29/07/2010
 SENIOR EXECUTIVE INFRASTRUCTURE DATE

SD 1001

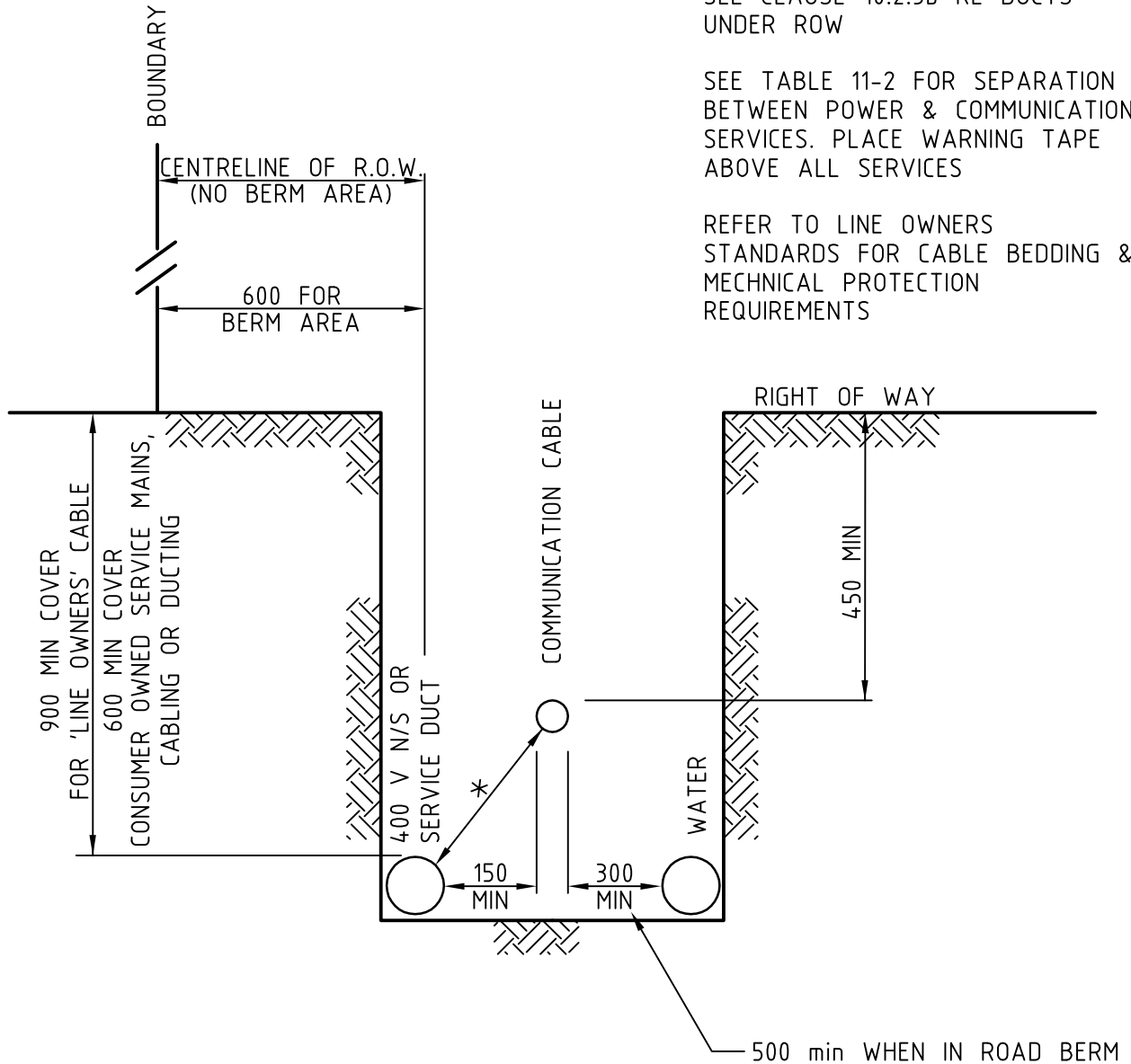
NOTE

* ANY CABLE WHETHER OWNED BY A LINE OPERATOR or CUSTOMER MUST BE SEGREGATED FROM A TELEPHONE CABLE BY MIN 450mm IF UNSCREENED or 150mm IF SCREENED

SEE CLAUSE 10.2.3b RE DUCTS UNDER ROW

SEE TABLE 11-2 FOR SEPARATION BETWEEN POWER & COMMUNICATION SERVICES. PLACE WARNING TAPE ABOVE ALL SERVICES

REFER TO LINE OWNERS STANDARDS FOR CABLE BEDDING & MECHANICAL PROTECTION REQUIREMENTS



**NELSON
CITY
COUNCIL**

**UTILITY RETICULATION RIGHT OF WAY
(DEPTH, LOCATION & CLEARANCES)**

INFRASTRUCTURAL ASSETS

APPROVED

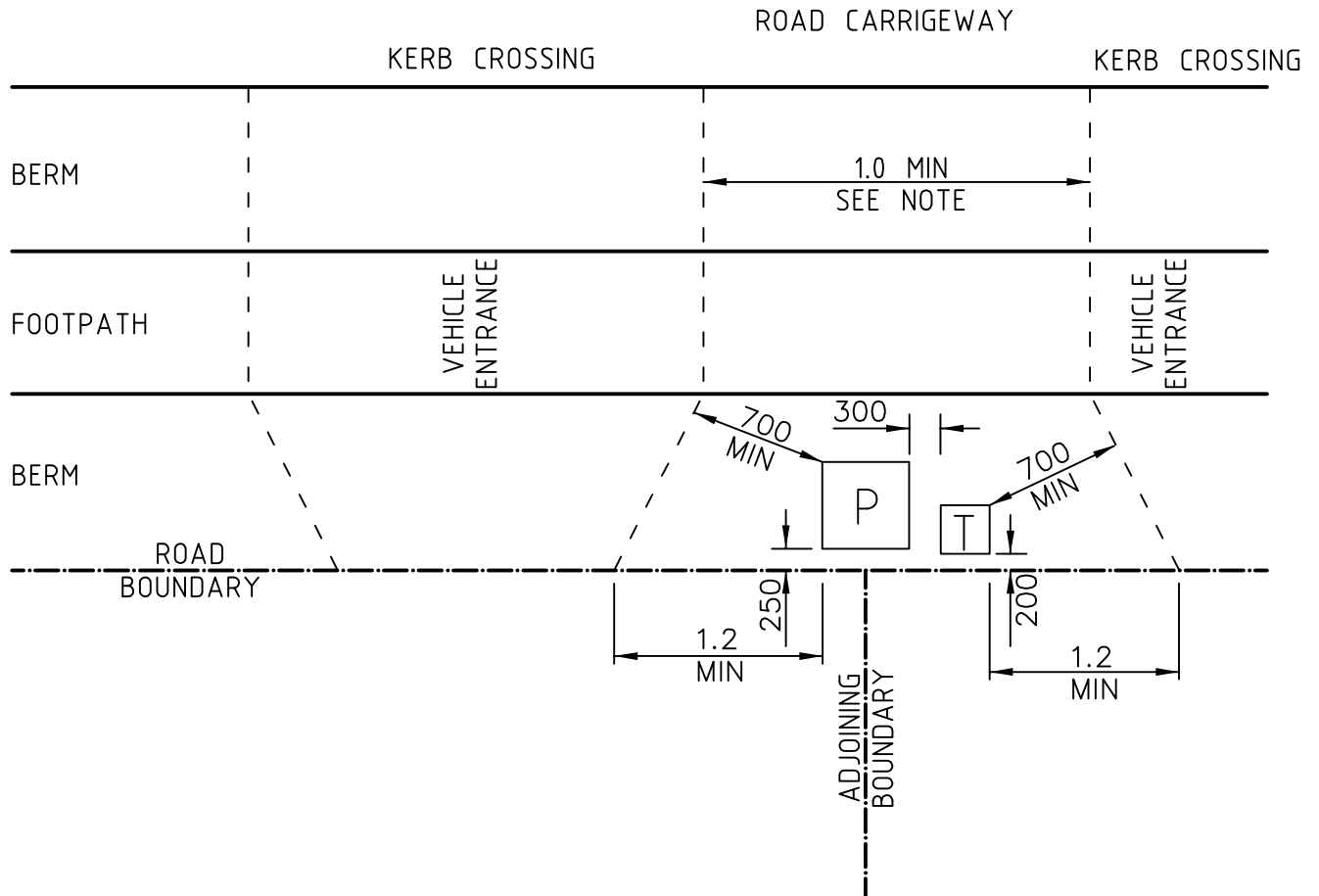
29/07/2010

SENIOR EXECUTIVE INFRASTRUCTURE

DATE

SD 1002

DRAWING NOT TO SCALE



NOTE:

VEHICLE ENTRANCES AT ADJOINING BOUNDARIES CAN BE JOINED TOGETHER AND HAVE A CONTINUOUS KERB CROSSING WHERE THERE ARE NO ABOVE GROUND UTILITY BOXES AND THE KERB CROSSING LENGTH DOES NOT EXCEED 6.0m

- P = POWER BOX
- T = TELECOMMUNICATION BOX

**NELSON
CITY
COUNCIL**

**ABOVE GROUND
UTILITY BOX LAYOUT**

INFRASTRUCTURAL ASSETS

APPROVED

SENIOR EXECUTIVE INFRASTRUCTURE

29/07/2010

DATE

SD 1003