

# EcoBuzz

EcoBuzz Edition 42

Term 2 2011



What is inside? –

- Funding opportunities
- Competitions
- Awards
- Activities
- A Pumpkin Festival
- A new stream
- Conference for teaching Sustainability
- Matariki
- Going Zero Waste
- Enviroschools Update
- Oh so much!

EcoBuzz is created with the help of many contributors – thank you to you all! Feel free to share this with others too - please





Adie Leng



Rob Francis



Claire Webster



Karen Lee

Jo Martin

**Tena Koutou -Welcome to Autumn everyone.**

Brrr! The leaves are falling and our energy bills are going up – all sorts of energy – food because we eat more in the cold, petrol because we walk/bike less and all heating forms too. School budgets and home budgets all seem to be feeling the pinch now. So how to be conscious of not wasting resources yet not bringing up our children in a negative ‘there is not enough’ way? We hope within these pages of EcoBuzz you will find inspiration and helpful ideas. Also perhaps you could focus on what is abundant – kindness, helpfulness, intelligence, innovation and creative thinking to name a few.

Albert Einstein has some profound quotes that might inspire you too –

“No problem can be solved from the same level of consciousness that created it”.

“Any intelligent fool can make things bigger and more complex... It takes a touch of genius - and a lot of courage to move in the opposite direction.”

“Everything that can be counted does not necessarily count; everything that counts cannot necessarily be counted”.

“It is the supreme art of the teacher to awaken joy in creative expression and knowledge”.

So wishing you good health and a successful term two.

**Ngā mihi nui**

Adie, Jo, Rob, Karen and Claire

**Please feel free to contact any of us;**

**Nelson City Council**

**Karen Lee**

- Sustainability Adviser
- Ph 546 0339
- Email: [Karen.lee@ncc.govt.nz](mailto:Karen.lee@ncc.govt.nz)

**Jo Martin**

- Environmental Education Adviser
- Ph 545 8728
- Email: [jo.martin@ncc.govt.nz](mailto:jo.martin@ncc.govt.nz)

**Tasman District Council**

**Rob Francis**

- Environmental Education Officer
- Ph 543 8484
- Email: [rob.francis@tasman.govt.nz](mailto:rob.francis@tasman.govt.nz)

**Adie Leng**

- Environmental Educator Coordinator
- Ph 543 7222
- Email: [adie.leng@tasman.govt.nz](mailto:adie.leng@tasman.govt.nz)

**Claire Webster**

- Environmental Educator
- Ph: 525 0020 (ext 450)
- Email: [claire.webster@tasman.govt.nz](mailto:claire.webster@tasman.govt.nz)



**NATIONAL PRIMARY SCIENCE WEEK**

NZ Association of Science educators & Royal Society of NZ are promoting this week to provide professional development opportunities for primary teachers. Sterling Cathman is co-ordinating this in our region. I have agreed to offer a mini-workshop, that will involve freshwater monitoring in Richmond.

**When:** Thursday 5 May 2011

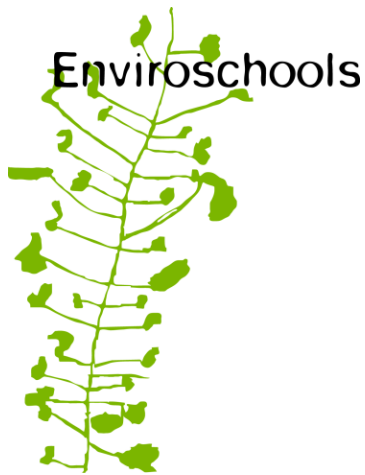
**Time:** 3.45pm - 5.15pm

**Where:** Gather at Waimea Intermediate, then head to Easby Park, Marlborough Crescent for stream monitoring session.

Mauriora

Na Mel McColgan WAIMAORI STREAMCARE

HM 545 1752 OFFICE 546 7842 (Tues & Fri) Cellphone 021 119 2255



## Enviroschools Term 2 Update

Enviroschools is a holistic learning programme that fosters connections and action for the environment. Mostly the actions are for the natural and physical environment because they support our social environment, which comprises social, cultural, technological, economical and political structures; i.e. whatever we do in nature! Interconnections and interdependence are complicated concepts, especially for student learning. This is where professional development can help. The Enviroschools facilitator can help with individual enviroschool staff next steps.

Also, highly recommended is the **TRCC Teaching for Sustainability Conference, 25-27 November** [www.trcc.org.nz](http://www.trcc.org.nz). This is an excellent professional development opportunity for Enviroschools lead teachers.

### Regional news

#### Two new Enviroschools in the region

We are very excited to welcome Nelson Intermediate School as the region's first Intermediate Enviroschool! The students have already been busy with the first stage of the action learning cycle - identifying their current situation with a measuring change waste audit and a stream monitoring session on the stream that runs through their school grounds. We look forward to supporting them over the coming year ☺

Tasman Region congratulates Tasman School becoming an Enviroschool, officially. They are already well on the journey and have even been in the scrapbook. We look forward to helping them achieve their school's sustainability vision.



Nelson Intermediate students sorting the school rubbish as part of identifying the school current situation.

#### Enviroschools Scrapbook contributions – due by 7 July.

#### Te Kaupapa mo 2011: The theme of the 2011 Scrapbook is “Earth to Earth”

Our earth provides rich resources that support us in our everyday lives. In a natural cycle, what comes from the earth ultimately returns to the earth. The 2011 Scrapbook will explore the many ways that enviroschools are working in harmony with this natural cycle.

Projects and actions that are good examples of working with Earth to Earth could include:

- Celebrating school food gardens.....example of a cycle where food is grown in healthy soils, eaten locally and food scraps returned to as compost to nourish next year's crop.
- Structures, Huts, Buildings that are designed to easily integrate back into nature.
- Green technology projects where the health of nature is considered in whole process from design, manufacture and end of life.
- Learning programmes that explore different cultural perspectives of natural cycles.
- Living Landscapes...creating and supporting habitats that allow natural cycles to flourish in your school or community.
- OR something else!

Information and guidelines are available. Our regional page numbers are limited, so if you would like to have a scrapbook page please discuss with your facilitator – **Adie, Jo or Claire**

## Energy Efficient Schools Resource

### Helping schools to reduce energy use and costs

NERI (National Energy Research Institute) has put together a webguide in partnership with The Enviroschools Foundation and ECCA, funded by the Ministry of Education. It is aimed at schools in order to help them improve energy efficiency, move towards sustainability and model good energy efficiency practice.

For more information about this webguide and to download templates for monitoring and surveying and case studies that show how some schools have implemented energy efficiency techniques, visit [www.neri.co.nz/education/energy\\_efficient\\_schools](http://www.neri.co.nz/education/energy_efficient_schools) or [http://www.enviroschools.org.nz/energy\\_efficient\\_schools\\_large.pdf](http://www.enviroschools.org.nz/energy_efficient_schools_large.pdf)



### Local Enviroschool events

**Reflection for Progress workshop**, Thursday 8 September 9-12.30, Nelson, location to be confirmed. Come and learn about the new Enviroschools reflection resource, try some reflection activities, and get a head start on your planning for 2012!

**Enviroschools 10 year celebration** – November 2011. So how, where and when did you come on board the Enviroschools journey? We will be collecting information to create our regional enviroschools timeline over the last ten years for a November celebration. Please send information to your facilitator.

**Envirokindy cluster workshop – June 22** at Waverley Street Kindergarten, 58 Waverley Street, Richmond from 3:30 – 5pm. For teachers of all early childhood centres that are signed up as enviroschools. Focus will be on using the Action Learning Cycle around the 3Rs and introduction to the Early Years Guidelines. Contact Adie Leng

**Motueka Enviroschools workshop – June 15** 3:30 – 5:30pm –with a focus on using the action learning cycle and Maori Perspectives to enhance environmental learning and action. Location to be confirmed. Contact Adie Leng

### From the Enviroschools Foundation

- **Reflection pack** – The Enviroschools Foundation is very pleased to announce the launch of the new Reflection pack. It is designed for the Enviroschools facilitator to assist staff and students to see where they are on the enviroschool's journey. From this process the school decides if they are a bronze, silver or green-gold enviroschool and identifies what next. The pack has been trialled and revised extensively, receiving very positive feedback from those who have adapted it for their use. If you would like to know more about the reflection process - please contact your Enviroschools facilitator.
- **The “Enviroschools Guideline for the Early Years”** is being published at present and will be distributed in the June cluster workshop. This document supports the Kit and handbook with connections and case studies for early childhood centres.
- **Website update – Maori perspectives.** If you haven't already checked-out the updated Maori Perspectives for Mainstream Schools section of the Enviroschools website, we recommend you have a look. There are summaries of Maori Perspectives activities and resources to support each of the theme areas, ideas for building relationships with tangata whenua, examples of events and projects with a Māori perspectives focus and helpful case studies. If you want to know how to access the member's area of the website - please ask your facilitator.
- **Mother Earth sponsorship.** Wondering why you have seen the Enviroschools logo on the Mother Earth T.V ads? The Enviroschools Foundation has entered into a sponsorship agreement with Mother Earth, who is a family-owned Hamilton based company with a strong healthy living focus. For more information about Enviroschools partnerships please contact your Enviroschools Coordinator.




Lilly Mclellan with her big pumpkin

Judging the pumpkins – which one is the oddest, ugliest etc?



Enviroschools



Olivia Langford - face painting activity

Kainga Schinkel with his pumpkin poster



### The Great Pumpkin Festival

Central Takaka School hosted a Pumpkin Festival recently. Motupipi and Takaka Primary Schools were both involved too. This event really demonstrated how much fun learning can be. Kids were into pumpkin weight lifting, pumpkin bowling, pumpkin poetry, pumpkin golf, pumpkin art, pumpkin obstacle course, pumpkin feasting and of course pumpkin growing. The older students took charge of running all the activities. The children of at Central Takaka School also planned and catered for the participants and parents – over 100 people – and of course pumpkin soup was on the menu! The winning entry in the heaviest pumpkin contest was won by Hannah Brazendale from Motupipi School with her massive 164kg pumpkin.

Parent Amiti Turner serves pumpkin scones, pumpkin pikletes and pumpkin soup to Mukunda Knowles.

Rhiannon Ward with her pumpkin







Golden Kids Early Learning Centre

## Te Awa Iti –

Golden Kids Early Learning Centre in Takaka now has its very own stream for the children to play in. Its part of their exciting redevelopment plan for the whole outdoor area designed by John Allen.

The water comes for the roof of the playhouse, is held in the big see-through tank (so the children can see the water level). The outlet volume can be controlled (by an adult) to create a 'flood' or a 'trickle' and then the water is returned via a submersible pump.



The stream has different areas – stones, rocks and pebbles gathered from different areas of Golden Bay. The Centre are keen to create a stimulating, safe, fun and natural environment for the children to play and learn in that is also sustainable.

Enviroschools





## TRCC Teaching for Sustainability Conference -

25-27 November. Director: Pam Williams

We highly recommend this to all Enviroschools lead teachers as an excellent professional development opportunity. There will be a range of workshops and some specifically on Enviroschools.

Costs for registered teachers are subsidized! More information [www.trcc.org.nz](http://www.trcc.org.nz)



Teaching for Sustainability  
Conference 2011  
Mō Apōpō

At - Rutherford House,  
Victoria University,  
Wellington

**Costs:** (if paid by Early Bird date 14/10/11, if paid after this date an additional \$100 applies)

Live in: \$410 Live out: \$270 Registrations close 29th October, 2011

### Catering for Early Childhood, Primary and Secondary Teachers in both English and Māori Medium

#### Secondary / Wharekura

- Examples of good practice years 9 – 13
- NCEA –providing relevant and exciting courses
- 'Brainfood' – possible, probable, preferred futures?


#### EC / Kohanga Reo

- Sustainable teaching practice in EC settings
- Examples of best practice and recent NZ research
- Making connections to bi-cultural teaching and Te Whariki

#### Primary / Kura

- Exploring eco-literacy and eco-numeracy in the NZC and TMOA
- Integrating sustainability concepts into your programmes
- Enacting sustainable practices

This is the equivalent of an  
Enviroschools Hui!



**All Nelson Tasman Schools are offered a free stand!**  
**Sunday, 13 November @ Founders Heritage Park**  
**A great opportunity for fundraising, showcasing your school's 'growing' success, Enviroschools activities or kids' edible gardens.**

Nelson Growables is a non-profit community-focused event to promote the knowledge and enjoyment of all things growable. Plan NOW to grow and sell seedlings, make seed balls, plan a second hand garden gear stall, or any other great idea to celebrate growing and 'growable' learning at your school. The limit is only your imagination!

We can offer support with seeds, potting mix, containers, expertise, ideas and information, publicity and a guaranteed attendance of over 4,000 people at Nelson Growables.

Great feedback was received from all three schools that attended in 2010, with the following quote from Stoke School – *"We enjoyed being part of the day and felt it gave our school a great profile so thank you for the opportunity. The whole thing was a roaring success from our point of view and what a gorgeous venue."*

Email Jo Reilly on [info@nelsongrowables.co.nz](mailto:info@nelsongrowables.co.nz) or call 543 3663 to find out more, or visit our website: [www.nelsongrowables.co.nz](http://www.nelsongrowables.co.nz).



## Funky Fashion Shows (Fashion created from recycled items)

20 and 21 August 2011

Senior category – year 9+ Junior category – year 5-8

New this year: a Hat section!

Labels

resale and  
designer clothing

Ecofest 2011 – green is the new green

TRAFALGAR CENTRE, NELSON AUG 20-21 2011  
[WWW.ECOFESTNELSONTASMAN.CO.NZ](http://WWW.ECOFESTNELSONTASMAN.CO.NZ)





# THE OUTLOOK FOR SOMEDAY

The Sustainability Film Challenge for Young People

## HEADS UP FOR 2011 FILM CHALLENGE – TIME TO START PLANNING

The **Outlook for Someday** film challenge is now in its 5th year.

The entry deadline for 2011 is 30 September. We're looking forward to watching the films that come in from young people throughout New Zealand on the big issue of our time – sustainability. And as usual **The Outlook for Someday Awards** red-carpet ceremony will be towards the end of the year. This year's entry form will be up on the [website](#) in May or June, as well as all the info about this year's Special Awards, but don't wait till then – get planning and creating. [www.theoutlookforsomeday.net](http://www.theoutlookforsomeday.net)

Sustainability is .... Our environment, our biodiversity, our life, community development, social justice, peace, health, human rights, cultural identity, science, innovation, creativity, diversity, leadership, enterprise, citizenship ... LONG WORDS, BIG IDEAS, SHORT FILMS.

## Garden Bird Survey 2011



### Hunting Birds in our own backyards and school grounds – who's out there?

The 2011 Garden Bird Survey will take place between 25 June and 3 July. Schools are again invited to participate. The survey involves pupils recording the highest number of each bird species they see at any one time during one hour of observation. It can be done as a class activity or at home (or both). Some schools divide classes into small groups and send the groups to different parts of the school ground. Others ask pupils to do the survey at home and then bring the results back to school for processing (but please also send the forms to the survey organiser). The website ([www.landcareresearch.co.nz/research/biocons/gardenbird](http://www.landcareresearch.co.nz/research/biocons/gardenbird)) has full instructions, a school activities page, and bird identification guides to help pupils learn to identify birds before doing the survey. It will also have a printable survey form and online data entry portal available closer to the time of the survey. Over the years the results will help determine whether the numbers of birds, especially native birds such as the tui, bellbird, and kereru, are increasing or decreasing, and help guide conservation efforts.

<http://www.landcareresearch.co.nz/research/biocons/gardenbird/activities.asp>

### Useful bits and bobs –

**Sirocco the Kakapo** is a regular user of Facebook – a wonderful friend for kids on the net.

<http://www.facebook.com/siroccokakapo>

### **Choose your 10 most iconic places and things –**

Have students choose their favourite 'kiwi' things and places

<http://www.doc.govt.nz/upload/documents/about-doc/role/policies-and-plans/cms/cms-quintessentially-kiwi.pdf>

### **Hatched: New Zealand's future - Landcare Research Landcare's new eBook.**

<http://www.landcareresearch.co.nz/services/sustainable/hatched/> It's a collection of research findings, stories and tools exploring five key areas of capacity required for New Zealand's long-term success. It covers innovative research undertaken with businesses, across policy sectors, communities and individuals and was funded by the Foundation for Research, Science and Technology.

### **Yellow-eyed Penguin Educational Resources Now Available.**

The Yellow-eyed Penguin Trust has just launched a new 'For Kids' section on its website (<http://yelloweyedpenguin.org.nz/for-kids/>). The For Kids section is chock-full of kid-friendly background information about the yellow-eyed penguin. There are also materials for teachers in the curriculum areas of Science, Electronics, English and Visual Arts with creative suggestions for the classroom. There is plenty of penguin-related fun stuff as well, including games, jokes, puzzles and some astonishing YouTube clips. Contact [monika@megabright.co.nz](mailto:monika@megabright.co.nz) for more info [www.megabright.co.nz](http://www.megabright.co.nz)



## AMP scholarship awards [www.doyourthing.co.nz](http://www.doyourthing.co.nz)

### **AMP Powerhouse Financial Services Regional Scholarship**

The Nelson / Tasman/ Marlborough Regional Scholarship is open to anyone with New Zealand residency in the region with an exceptional talent. This could range from Sheep Shearing to Basket Weaving, Science or Sports. Two applicants will be awarded **\$5000 each** to put towards achieving their dream.

### **AMP National Scholarship**

The AMP National Scholarship Award of **\$10,000** is open to anyone with New Zealand residency. Anyone can apply, and there's no age limit or restrictions - so whether your thing is a community project, business idea, education, or a dream to represent your country, you could be in line to get some extra help. Know someone who's doing great things? Challenge them to apply!

### **AMP Study Start Scholarship**

**\$15,000** cash could make studying sweeter. In 2011, AMP is giving away a new Study Start Scholarship to the tune of \$15,000.

Study Start is different. It's not about being a straight 'A' student. Instead, the AMP Study Start will go to the young Kiwi who can prove they're totally dedicated, with a clear vision of the goals they want to achieve, and a passion for making a difference.

To apply you need to be a New Zealand resident; in Year 12 or 13 (and pass Year 12); planning to start studying for an NZQA or overseas equivalent within the next 12 months; and aiming to use your study to help New Zealand or your community.

### **AMP People's Choice Scholarship**

This AMP **\$10,000** Scholarship Award is run through social media and the winner will be decided by online voting. Again it is open to anyone with New Zealand residency with an exceptional talent, and is run nationally. Voting opens on 1st June and runs until 17th July, so rally everybody you know and get them to vote for you.

**So check out the - AMP scholarship awards on [www.doyourthing.co.nz](http://www.doyourthing.co.nz) !!**

## **Community Planting day June 12<sup>th</sup> for Nelson folk.**

Nelson City Council is holding a community planting day at the Glenduan Reserve on Sunday 12 June, from 10am to 2 pm.

The planting day includes the official opening of the Reserve, skate park and toilet block by the Mayor at 10.30am with a ribbon cutting ceremony.

Bring the family for a fun free activity. You can help to restore the Glenduan Wetland by planting wetland native plants and enjoy the other activities on offer, including the Way to Go trailer, children's quiz trail, talks on the Boulder Bank, interactive workshops and all day barbeque & drinks.



## **Green Teacher**

**Education for Planet Earth**

### **2011 Webinar Series**

<http://www.greenteacher.com/webinars.html>

Green teacher are offering 30 FREE webinars on various environmental education topics this year. Each session will feature a 20-30 minute presentation, and 30-40 minutes for you to ask a question of the presenter. They are designed for non-formal and formal youth educators.

Note: Each one hour webinar will begin at 1:30pm in New Zealand, the day after the scheduled dates below. If you cannot participate in these afternoon sessions, you can view the archived version afterwards, via the links on the website



## RAA's??

Jeana Packer a teacher at Broadgreen Intermediate School had her students creating and exhibiting some RRA's Random Acts of Art (a bit like RAKS –Random Acts of Kindness). This is what she had to say – “Using recycled materials and environmental artists as inspiration, students came up with a sculpture idea each. They had an exhibition in the library and invited local radio presenters along. There was a ‘voting box’ where all students in the school could vote for their favourite piece. Some sculptures had a theme and others were pretty much random pieces. Giving the students choice is a powerful motivator – all of these kids were thoroughly engaged and loved doing it. It brought out their ‘inner artist’. Re-using resources gave me the opportunity to discuss environmental issues and the need to re-use”.



## Broadgreen's RAA's





# Matariki – June 4 - July 1.

## Whakatauki: Matariki, huarahi ki te oranga tangata (Matariki, pathway to the wellbeing of people)

The Māori new year is marked by the rise of the group of stars known as Matariki (or Pleiades; Seven Sisters). Matariki occurs at the end of the harvest season. People gather to remember the past and plan for the New Year. Conservation and respect for the environment are strong themes for the celebration of Matariki. Matariki is celebrated with education, remembrance and the planting of new trees and crops signalling new beginnings.

Activities associated with Matariki may include:

- Play and Music performances
- Classes showing how to weave, carve etc
- Story telling
- Astronomy
- Bush Walks and Conservation activities
- Making and flying of kites
- Sharing kai
- Planting native plants
- Games
- History and Whakapapa



## The Waimea Inlet

Over the last 12 months, Glen Lauder has led a process of engagement with the many agencies, groups, communities and active citizens who have an interest in the Waimea Inlet. Glen describes the Waimea Inlet as: an extensive harbour; estuary and barrier island system on the southern shore of Tasman Bay; arguably one of the natural gems of Tasman and Nelson; a recreational asset for Christmas barbecues for generations; the path of a national cycleway to come; a place of international importance to birdlife and a home host of other species; and like many New Zealand inlets, one of our most neglected and perhaps abused places. The Waimea Inlet Forum has been formed as a way of protecting the natural values while advancing its status and importance.

## Proposed for Matariki on the Waimea Inlet: June 4 – July 1

- A number of stand-alone environmental education activities and events for adults and children
- To be run during the month of June in and around the Waimea Inlet

## Next Steps:

We are putting together a programme of events and activities and will send information out directly to schools, Council newsletters, and via the media

If you would like to take part and/or contribute in any way, please contact me to register your interest.

**Kia ora - Rob Francis**

---

**Ecofest – August 20-21.** We would love to display your school Matariki projects at Ecofest to showcase to the public the wonderful work you all do. We will be asking for displays at the end of June so if you are keen please let us know 😊

## Starship School phone swap

The “Phones for Rewards” programme enables students to play a valuable role in a nationwide fundraising campaign for Starship’s Air Ambulance Service, while also increasing their awareness of environmental issues, community giving and having some fun along the way. In addition the school gets to benefit too – from ActivBoards to sports packages.

The programme works by the school co-ordinating the collection of as many old mobile phones as possible.

These phones are donated to the programme and then Starship Children’s Hospital, together with its recycling partner, can turn these old phones into cash to help children from all around the country.

There is more information on the website - [www.starship.org.nz/schoolphoneswap](http://www.starship.org.nz/schoolphoneswap)

# WASTE EDUCATION SERVICES (WES)

Meet the WES Schools Team – (from left) Mary Curnow, Sarah Langi & Claire Webster



Mary works with Nelson schools – 03 545 9176 or [marycurnow@nec.org.nz](mailto:marycurnow@nec.org.nz)

Sarah works with Nelson & Tasman schools (except Golden Bay) – 03 545 9176 or [sarahlangi@nec.org.nz](mailto:sarahlangi@nec.org.nz)

Claire works with Golden Bay schools – 03 525 0020 or [claire.webster@tasman.govt.nz](mailto:claire.webster@tasman.govt.nz)

Contact us to find out how WES can support you with reducing your waste, saving money and helping your local environment or check out [www.wes.org.nz](http://www.wes.org.nz) for new resources and ideas!

## Want your school to go zero-waste?

Craig Maybee at Broadgreen Intermediate School and Lisa Kirk at Waimea Intermediate School have been working towards zero-waste for over a year. Both teachers are passionate about reducing waste and are happy to share their experiences and expertise!

Here's the lowdown on how they did it!

- They formed a 'waste-buster' group with 2 students from each class;
- They placed colour-coded recycling bins in each classroom, including a small, open bin for non-recyclable rubbish—the key one to be minimised;
- A PACK-IN PACK-OUT policy for non-recyclable lunch wrapping is in place—if the students bring in muesli bars, etc., they have to take the wrapper home again;
- Students with rubbish-free lunches are awarded a ticket that can be exchanged for rewards, such as trendy zero-waste lunchboxes;
- The canteen now only sells food in recyclable containers;
- The food is collected for local chickens/ pigs.

## Planning a zero-waste event?

Petra Fidler, a keen parent who master-minded the first zero-waste event at [Clifton Terrace School](#) and has since repeated it even more successfully, is happy to advise other schools or organizing committees about how to do it! Contact Petra at [petra.fidler1@gmail.com](mailto:petra.fidler1@gmail.com) for more details.

[Nelson City Council](#) has a recycling kit for loan and can advise on health and safety requirements. Contact Karen Lee at NCC on 546 0339.

[Tasman District Council](#) also has an events recycling kit available. Contact Tim Hodgson at Smart Environmental on 021 224 1280.

Re-used plates/cups may be obtained from:

- your school kitchen
- Nelson Environment Centre has 70 ceramic plates available for free loan (546 9176)
- your local op shop; recycle centre (Nelson Recycle Centre - 548 5603; Revive Reuse Shop, Richmond - 544 4419; Ceegee's Recycling Depot, Mariri (Motueka) - 526 7000; Resource Recovery Centre, Takaka - 525 8857) or the wider school community

Potato starch cups or biodegradable plastic cups can be composted (in industrial compost facilities) or used as seedling pots and wooden forks can be used as markers for seedlings in the school garden. The **Nelson Foodies** website <http://www.derby.co.nz/nelson-foodies-database.html> lists local suppliers of biodegradable food containers and utensils, including Nelson Food Distributors (544 4435) and Potatopak (Blenheim 03 547 1705 - order via phone for delivery the following day).

## Websites to check out

<http://storyofstuff.org/electronics/> - the story of electronics from manufacture to disposal

<http://www.storyofstuff.com/> - the impact of overconsumption on the planet, our communities, and our health, and how we can make it better.



## Interesting facts!

- Waste chicken feathers can now be made into biodegradable plastic, which could be used to make all kinds of products from plastic cups & plates to furniture!  
<http://www.physorg.com/news/2011-04-chicken-feathers-biodegradable-plastic.html>
- The estimated 4.25 million tonnes of building rubble created by the 22 February earthquake in Christchurch will be sorted, processed and recycled at the newly established Burwood Resource Recovery Park  
<http://ccc.govt.nz/thecouncil/newsmedia/mediareleases/2011/201103313.aspx>

## e-Cycle: a new local scheme for recycling your electronic waste



From May 1<sup>st</sup> 2011, you can drop off your electronic waste, including TVs and stereos, at Nelson Recycle Centre, Pascoe Street at any time and know that it will be safely and responsibly recycled. As part of a new programme called **e-Cycle**, Nelson is one of twenty drop-off sites around the country for electronic waste. You will be charged a fee to cover transport and processing costs. For more info, check out [www.e-cycle.co.nz](http://www.e-cycle.co.nz)

E-Cycle is run by RCN and CRN (Community Recycling Network) and has received financial support from the Waste Minimisation Fund, which is administered by the Ministry for the Environment.

For more information contact Karen Driver (WES Manager) at Nelson Environment Centre on 545 9176 ext 2 or [karendriver@nec.org.nz](mailto:karendriver@nec.org.nz)



Save Our Seas is campaigning to remind people that everyday plastic bags and other plastic in the oceans kill marine life. With over 46,000 pieces of plastic on average in every square mile of ocean, it is time to take action!

SOS has joined forces with the Nelson Environment Centre (NEC) to promote the campaign throughout New Zealand. NEC's CEO, Dr Grant Jones, will be joining SOS Ocean Racing in May 2011 to sail around Australia in world record time and promote the campaign. SOS Ocean Racing is all about creating awareness of the damage plastic does to our environment through competing in major offshore races and chasing world records.

To follow the race check out <http://sosoceanracing.wordpress.com/> or for more information about the campaign go to <http://www.nec.org.nz/saveourseas>. If you'd be interested in having a presentation about the campaign at your school, contact Sarah Langi or Mary Curnow at the NEC on 03 545 9176 or [info@wes.org.nz](mailto:info@wes.org.nz).

## Morsbags.com – sociable guerilla bagging

If you want an alternative to using plastic bags, check out this exciting website from the UK and see what you can do <http://www.morsbags.com/> - it's time to take reusable bags to a new level!

## Tasman District Council Zero Waste Grants

Just a quick reminder that all Tasman schools & ECEs (sorry not Nelson!) can apply for a Tasman District Council zero waste grant to help fund projects that result in waste reduction or provide education on waste minimisation!

Grants are not available for gardening projects like set up costs; purchasing garden tools or equipment; or buying plants. BUT... compost bins, worm farms and bokashi systems do fit the funding criteria as these stop food scraps and greenwaste going to landfill!

**Closing date for the next round of funding is Mon 26 Sept 2011** (end of Term 3)

For more information or to download an application form visit <http://www.wes.org.nz/zero-waste-grants> or contact Mary on 545 9176 or [marycurnow@nec.org.nz](mailto:marycurnow@nec.org.nz)



The Packaging Council of NZ are offering an award of \$1000 to a school with educational programmes that encourage the concepts of 'reduce, re-use, recycle'.

Go to: [http://www.packaging.org.nz/awards\\_2011/awards\\_schools\\_2011.php](http://www.packaging.org.nz/awards_2011/awards_schools_2011.php) to download all the info you need. Closing date is May 31<sup>st</sup>.

The main criteria are:

- Demonstrate how your school has successfully implemented a reduce/reuse/recycling campaign.
- Demonstrate the affect the programme had on student behaviour & school policy.
- Detail new innovative methods of capturing material which communicate the reuse/reduce/recycle message to the school children

Win \$1000!

### [Pou whenua stand tall at Founders Heritage Park](#)

Kaiwhākeiro Matua Mark Davis stands next to his most recent work Ngā Iwi he kākano e ruia mai e Rangiatea that was unveiled on 19 April, 2011 at a dawn blessing. This pou whenua is one of two that now stand at the common boundary of Founders Heritage Park and Whakatū Marae. The project represents strong links and relationships / whanaungatanga with Iwi of Whakatū Marae, Founders Heritage Park and Nelson City Council.

Kaiwhākeiro Matua Mark Davis was commissioned by Nelson City Council to carve these Pou Whenua. The Pou pictured here with Master Carver Mark Davis is titled Ngā Iwi he kākano e ruia mai e Rangiatea and represents the link between the Tupuna Iwi of the past with the current Iwi. The pou is carved from a trunk of a Nelson City Tōtorā that was in guardianship / kaitiakitanga with Whakatū Marae after it fell in the windstorm of 2008. The Marae is pleased to have this heritage timber used for a project that can now be enjoyed by all.



### **Nelson Tasman Youth Volunteer Awards.**

**If you know a young person who's doing great things in the community without pay let's hear about it.**

Nominations for the annual Youth Volunteer Awards close on 3 June.

Contact Volunteer Nelson on 546 7681 or go complete a nomination online at [www.jamonline.co.nz](http://www.jamonline.co.nz) and the form is quick and simple to fill in. Go on lets celebrate the good our youth are up to.

### **Framing the Future – Nelson needs you!**

Right now Nelson City Council is at the start of a process to create a strategy for how our City will become more sustainable over the next generation and beyond.

This Strategy will guide not only Council planning but also businesses and the community. With that in mind it is important for everyone to be involved in developing the Strategy.

We'd love to have as many people as possible along to our four workshops. The information and ideas we gather at these workshops will play a key role in shaping the Sustainability Strategy for Nelson. The times are::  
Tuesday 24 May 7 – 9.30pm at Nayland College Hall

Thursday 26 May 9.30am – 12noon at Victory Community Centre

Friday 27 May 1 – 3.30pm at The Granary at Founders Heritage Park

Tuesday 31 May 7 – 9.30pm at Trafalgar Pavilion at Trafalgar Park

Please email us at [sustainability@ncc.govt.nz](mailto:sustainability@ncc.govt.nz) to let us know which meeting you'd like to come along to and feel free to pass the invitation along to any one else you know who may be interested.



## Youth Park for Tahunanui Reserve Competition

Council is seeking ideas from the city's young people for the design of an innovative youth focussed park at Tahunanui Reserve. Ideas are invited through a competition which will give young people the opportunity to become involved in designing the Park.

The Youth Park replaces the skateboard half pipe that was removed last year because of the increasing maintenance cost and limited use. This project is planned for in the Tahunanui Reserve Management Plan. Competition

Tell us what you would like to see in the new Youth Park at Tahunanui Reserve. ALL ideas will go onto the Council's Facebook site.

We will be looking for ideas/sketches that best meet the following criteria for the Youth Park:

1. be what young people want
2. be a creative and safe hang-out space
3. encourage physical activity.
4. integrate well with its surroundings and nearby activities

Once the winners have been selected they can choose from the prizes for their category. All ideas submitted will help us make the right decisions about the park but they may not all feature in the final design.

All entries must be received by 13 May 2011

For details on how to enter, prizes, terms and conditions go to:

<http://www.nelsoncitycouncil.co.nz/youth-park-for-tahunanui-reserve/>



Landcare Research website: *Our future* is a great website to investigate a range of community action projects around NZ and also a chance to have schools add info about their own community project

e.g. skinks: <http://www.ourfuture.net.nz/Stories/153>  
collaborative action on Poorman Stream (with Roger W):  
<http://www.ourfuture.net.nz/Stories/154>

solar wall panel: <http://www.ourfuture.net.nz/Stories/155>



**Weedbusting:** <http://www.ourfuture.net.nz/Stories/151>

(Ecosystem thoughts on weeds - by Adie Leng).

Weeds are our name for plants that are not in what we consider the right place.

However, weeds are plants and therefore they have grown where they are because they are a natural part of the ecosystem and will be contributing to its health. When we

move house or Districts, we do not like to think we are doing anything wrong and neither do plants we call weeds. So I would like potential weedbusters to consider and appreciate the work the plants, we call weeds, are doing in that ecosystem. Nature does not like a vacuum so probably appreciates something to fill the place of plants being removed. So what would a weedbuster do in a healthy, peaceful world in which we honour and encourage respect for living things? I am not sure what you would do but I give a nice thank-you to the plants for what they are and the work they have done and then request that they find somewhere else to live as they are not needed *here* anymore. Then I give them the opportunity to add to the ecosystem health by being in compost, or whatever.

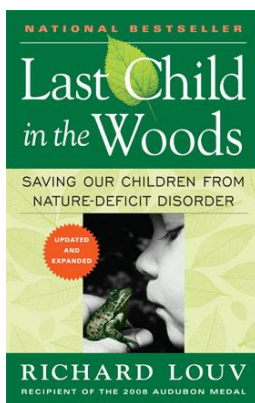
## What are you doing to celebrate the Year of the Forest?

If you have planned to celebrate World Environment Day or Arbor Day with planting in a bush area you are developing and would like your students to gain awareness and skills in monitoring the health of native bush, then please contact Adie, Jo or Claire



# “Last Child in the Woods – Saving our children from nature-deficit disorder” (2008)

by Richard Louv



Book thoughts:

Review by Adie Leng.

As an environmental educator, this book confirmed why I like to encourage our children and ourselves, to be out playing in and connecting with our natural environment. This is a book for adults, a bit repetitive and dense but lots of food for thought.

The author shared a wide range of research confirming the benefits of nature for our spiritual, emotional, physical, creative, moral and mental health i.e. is holistic. His chapter on American environment based education covered a similar range of things we offer to students in New Zealand. Emphasis was on inter-disciplinary, student-driven opportunities for real learning and action.

Louv discussed exploration of the wild and urban aspects of nature, both of which can provide learning about biodiversity. Included in his discussion, were the fears surrounding safety in wild spaces and with animals. We can identify with insect bites and swimming in the sea but I am so glad that litigation hasn't led to "criminalising" our children's time in nature. Still, it does make me think about what attitudes I am subtly promoting.

On a lighter note, the author used poetry, quotes and stories from adults and children to reinforce the range of learning 'being in nature' can have for us. Conversely, tales of 'third frontier' technological advances allowed him to also show a virtual construction of nature as a commodity. Among the things he mentioned was birth control for trees!

A recent story from my daughter confirmed what I read about how real our passive connection to nature can be through media. She walked past a camel in India and gave it a quick flick of recognition as she continued to talk. Then she realised that even though she knew lots about camels from different media, this was a real camel. This one she could smell, touch and observe and be amazed. Throughout the book Richard Louv similarly, connected all the different perspectives to stories of people actually fishing and camping or dealing positively with destructive natural events.

The book got me to consider how natural the nature I choose to be part of is now. In New Zealand I am sure we still encourage children to be outside when it is fine, or do we? I was brought up on a farm and outside most of the time. Outside was a modified physical environment with minimal links to its indigenous heritage. It felt whole and I was unaware of that compartmentalisation at the time. However, I see it now. Often our outside is for sport, in man-made urban areas, or for specific events.

Richard Louv's book encourages adults to mentor free-range children to do their own active exploration and to be attentively respectful. He did promote building a tree hut a lot. He also emphasised to just "be" in nature.

## Where There's Water Community Environmental Grants

Where There's Water Community Environmental Grants provide funding to help the community understand, maintain, protect and improve their water environment. This includes streams, rivers, lakes, wetlands, estuaries and beaches in urban and rural areas

**Closing Date for 2011 applications: Friday May 27th**

The objectives are as follows:

- improve educational opportunities for children to learn about their water environment
- improve community awareness of the condition and importance of the water environment
- assist schools and the community to participate in real action to maintain, protect and improve their water environment

<http://www.waternz.org.nz/wherethereswater.html>

(Funded by BOC and administered by Water NZ)



## Activity 1: Baked Potato Invertebrate Trap

**PURPOSE:** The purpose of this activity/lab is to capture and examine invertebrates in the soil.

**OBJECTIVE:** Students will identify organisms found in the soil

**MATERIALS:** Baked Potatoes - halved - three halves per group  
Small plastic ziplock bags  
Dissection probes, toothpicks or kabob skewers  
Hand lenses or dissection microscopes

**PROCEDURE:** Prepare baked potatoes and place cut side down on a section of moist soil.

Repeat in well-drained and dry soil.

Allow to remain in place 24-48 hours **undisturbed**.

Remove potato carefully from soil and examine. (invertebrates may have penetrated interior of potato – use probe to examine).

Use hand lenses to observe.

Classify according to type. (Insect, worm, snail, etc).

Collect group data and build conclusion based on all soil types

Create a student data sheet similar to this:

Name \_\_\_\_\_ Sample location: \_\_\_\_\_

### Baked Potato Invertebrate Trap Data Sheet

Name of organism	Sketch	Number found	What do you think they eat?	Niche: scavenger, herbivore, carnivore or omnivore?

### DISCUSSION QUESTIONS:

- Does there appear to be a difference in the type of organisms at each site? Explain.
- Why might such differences occur?
- Can you think of any other "bait" for invertebrates? Name at least three. What might you find?
- Why are these organisms in the soil?
- Are soil invertebrates considered good or bad? Explain.
- Did the type of soil make a difference in the number or type of organisms?

## Activity 2: Quadrat Study: School Lawn

**PURPOSE:** For students to learn more about what lives on the school grounds.

**OBJECTIVES:** Students will:

1. Understand the importance of sampling in science.
2. Learn how to set up a quadrat.
3. Improve their observation skills.
4. Understand how to make a chart quadrat.
5. Understand the concept of species diversity



**BACKGROUND:** You have just been given the task of finding out how many dandelions or how many blades of grass are on your school grounds. How would you go about finding out? Your problem is similar to the problems scientists face all the time. How many seals are in existence? How many kiwis in a forest? You might solve your problem by getting down on your hands and knees and counting every dandelion on the school grounds. This might take you a very long time but if done carefully would give you a precise answer. It is often unrealistic for a scientist to count every organism in her/his research area. What scientists often do is to work with a sample, a small section or plot of their research area. From their sample the scientist can then estimate many things about their research area without having spent all the time necessary to count each organism.

In this study the samples you will work with will be a meter on each side or a one meter square quadrat. From these samples you will be able to discover a great deal of information about your school ground ecosystem.

**MATERIALS:** Per Four Students:

- Stakes, string, rubber mallet
- Two metre sticks
- Small metric ruler
- Two data sheets A grid: of quadrat of one square metre and a chart: to record the number and percentages of each plant.
- Calculator

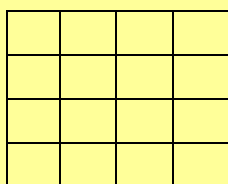
**PROCEDURE:** In this exercise students will work in groups of four using the data sheets.

1. Describe "quadrat," how it is used and how one is made.
2. Show the students where to set up their quadrats.
3. It is not important that the students know the names of all of the plants in the school's lawn. Have each group of students assign each type of plant with a number, letter or a name they make up. Do this for all of the plants except the grasses; these should be represented with crosshatching. Use horizontal crosshatching to represent the first type of grass then vertical and various angles if your students can determine that there are other types of grass present.
4. Using two meter sticks and grid the data sheet, have the students map the location of the plants in their quadrat. First draw in the grasses using the crosshatching code. Once the grasses have been drawn in, the students will use the meter sticks to get the exact location for each of the other plants and indicate their locations on the recording page using the proper symbols.
5. Students need to get an accurate count for each species present in their quadrat and record this on the plant code sheet. For our purpose we will count each stem of grass as a separate plant. If there is simply too much grass to count this way, count the grass in a half or a quarter or a hundredth of your quadrat and multiply by the appropriate number.
6. Now students can determine the percent of cover for each species and record it on the data page.

Example of grid

School lawn quadrat study

1m<sup>2</sup> quadrat, scale 1 cm = 10cm



So table is 10 by 10 squares each 1 cm<sup>2</sup>

Quadrat Study – School Lawn

Code	Name ?	Number found	% cover

Total number of different plants found; \_\_\_\_\_

**DISCUSSION QUESTIONS:**

1. Have students look at the number found and % cover for their plants. Ask them to determine which plant they think is the dominant or most important plant in their study.
2. Species diversity is very important to the stability of an ecosystem. If many different species are present, then the loss of one or two will probably not have a great effect. But if species diversity is low, the loss of one or two could have a major impact. Calculate the species diversity for your quadrat by counting the number of different types of plants you found. Species diversity = \_\_\_\_\_ per square meter. How does the species diversity of your school lawn compare to that of the natural forest? Which ecosystem would be more stable?
3. How many of each type of plant are on your entire school grounds? How could you figure this out? DO IT!
4. Scientists do not base their calculations on just one quadrat as you just did. Instead they will use the data from many quadrats. Why do you think they do this?

Copied from – [www.ed.fnal.gov](http://www.ed.fnal.gov)

Here are a few websites to help with plant identification:

<http://weeds.massey.ac.nz/database.asp>

<http://www.doc.govt.nz/conservation/threats-and-impacts/weeds/common-weeds-in-new-zealand/>

<http://www.lifestyleblock.co.nz/weeds.html>

<http://www.landcareresearch.co.nz/education/weeds/>




## Activity 3: How to make a butterfly –using old ‘stuff’



What you will need:

- Rice paper, used tissue gift wrap or a cone-shaped coffee filter
- Lightweight cardboard
- Wooden block or papier-mache lump for base
- Thin wire or coat hanger
- Clothes peg (wooden)
- Pipe cleaner
- Wax paper
- Watercolours or acrylics
- Floral tape
- White glue
- Pencil
- Paint brush
- Water pan
- Scissors
- Staple gun



You can create a fantasy butterfly from your imagination or try for a more realistic one by:

- Protect the table by covering it with a layer of newspapers, and place the wax paper on top.
- Put a piece of absorbent paper on top of the wax paper, and soak it with clear water.
- Paint the paper with watercolours or acrylics, letting the colours flow one into the other. Use related colours that are next to each other on the colour wheel. E.G. select reds, oranges, and yellows; yellows, greens, and blues; or blues, purples, and reds. Mixing colours opposite each other on a colour wheel will result in an ugly brown! Also, use lots of paint, because watercolour painted in this way tends to dry lighter than it appears as you work. When you've finished, set the paper aside to dry.
- Now decide on the shape of the butterfly's wings. The easiest way to make sure that it will be symmetrical is to draw one-half of the insect on a folded piece of paper. Keeping the paper folded, cut out the wings. Trace this shape on a scrap of thin cardboard, and cut it out.
- Once your painted paper is dry - make the bottom covering for the butterfly; lay the cardboard on the wrong side of one half of the painted paper. Trace and cut it out.
- Now lay the cardboard on the other half of the painted paper, and trace the shape. In order to cover the top of the butterfly neatly, you'll need to add a margin to allow for turning the paper and gluing it to the bottom. As shown, add at least 1 cm all the way around the shape. Clip this area at 1 cm intervals up to the traced shape, and set it aside.
- Glue the cardboard to the wrong side of the top painted paper butterfly. Now, one at a time, put glue on each tab and fold it over so that you cover the edge of the cardboard.
- Glue the other piece of painted paper to the bottom of the butterfly.
- To make the body, paint the clothes peg black. When it's dry, make a hole in the underside of the clothespin with a drill or awl, and slide it over the wings. To keep it in place, pack the underside opening of the clothes peg with small scraps of cardboard. Select a dark coloured pipe cleaner for the antennae. Fold it in half, and twist the centre around the head of the clothespin to fasten it. Shape the antennae.
- Now, you're ready to attach it to the base with the coat hanger. Decide how tall you want the mobile to be, and use pliers to remove the hook portion and some additional length from the hanger. If you wish, cover the wire with floral tape, and bend it into a fun, spiral or zigzag shape.
- Insert the wire in the hole in the butterfly's body. Using pliers, bend the opposite end of the wire at a right angle, and staple it in several places onto the base. If necessary, bend the wire to balance the mobile. Paint the base block, and if you wish, decorate the base with moss and dried flowers.
- Place the butterfly in a breezy area, and enjoy your art in motion!